































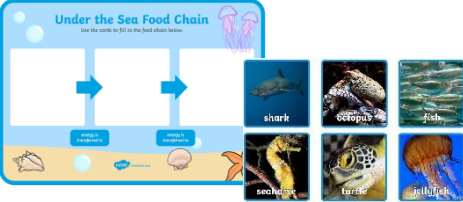





























UFS Home-Learning Timetable – Spring 1, Week 2

	Topic	Maths	Other	Favourite 5																																
Monday	<p>L.O. I can develop movements to vocabulary. I can recall facts. I know that information can be retrieved from computers.</p> <p>See Topic Slides available on UFS home-learning page.</p> <p>Download from the UFS home learning page accompanying resources:</p> <ul style="list-style-type: none"> - Sea creature hunt checklist - Sea creature hunt word cards 	<p>L.O. I can add.</p> <p>See Maths Slides available on UFS home-learning page.</p> <p>Download from the UFS home learning page accompanying resources:</p> <ul style="list-style-type: none"> - Treasure Hunt Adding Sheet - Treasure Hunt Adding Cards 	<p><u>Music Monday</u></p> <p>Click on the link below to hear a song about animals under the sea:</p> <p><u>'Hole at the bottom of the sea'</u></p>  <p>Listen to the song. Can they join in with repeated refrains? Do they recognise any of these sea-animals? Explain that some animals are predators and some are prey. Talk about the food chain example given in the song: shark – eel- squid – crab – snail – weed – sun</p> <p>Download from the UFS home learning page accompanying resources:</p> <ul style="list-style-type: none"> - Under the Sea food chain sorting activity. 	<p><u>Handa's Surprise</u></p> <p>Don't worry if you don't have a copy of this book at home. Simply click on the title to launch a You Tube video recording.</p> 																																
	<p>Sea Creature Hunt</p> <p>Name: _____</p> <p>Find the sea creatures and write their names correctly.</p> <table border="1"> <tr> <td></td> <td></td> <td></td> </tr> <tr> <td></td> <td></td> <td></td> </tr> <tr> <td></td> <td></td> <td></td> </tr> <tr> <td></td> <td></td> <td></td> </tr> </table> <p>Or cut and paste these words on to answer the questions on the slide on the left. They should be the size and fit by the words.</p> <table border="1"> <tr> <td>fish </td> <td>squid </td> </tr> <tr> <td>jellyfish </td> <td>shark </td> </tr> <tr> <td>crab </td> <td>starfish </td> </tr> <tr> <td>swordfish </td> <td></td> </tr> </table>													fish 	squid 	jellyfish 	shark 	crab 	starfish 	swordfish 		<p>Under the Sea Addition to 10 Treasure Hunt</p> <p>Can you find all the hidden pictures? You will need to find two cards with each picture on them.</p> <table border="1"> <tr> <td>How many pictures on the first card?</td> <td>How many pictures on the second card?</td> <td>How many altogether?</td> </tr> <tr> <td> 6</td> <td>+  3</td> <td>= 9</td> </tr> <tr> <td></td> <td>+ </td> <td>= <input type="text"/></td> </tr> <tr> <td></td> <td>+ </td> <td>= <input type="text"/></td> </tr> <tr> <td></td> <td>+ </td> <td>= <input type="text"/></td> </tr> </table> <p>Under the Sea Food Chain</p> <p>Use the cards to fit in the food chain below.</p> 	How many pictures on the first card?	How many pictures on the second card?	How many altogether?	 6	+  3	= 9		+ 	= <input type="text"/>		+ 	= <input type="text"/>		+ 
																																				
																																				
																																				
																																				
fish 	squid 																																			
jellyfish 	shark 																																			
crab 	starfish 																																			
swordfish 																																				
How many pictures on the first card?	How many pictures on the second card?	How many altogether?																																		
 6	+  3	= 9																																		
	+ 	= <input type="text"/>																																		
	+ 	= <input type="text"/>																																		
	+ 	= <input type="text"/>																																		

UFS Home-Learning Timetable – Spring 1, Week 2

Tuesday

Topic

L.O. I can develop movements to vocabulary.
I can recall facts.
I know that information can be retrieved from computers.















See **Topic Slides** available on **UFS home-learning page**.

Download from the **UFS home learning page** accompanying resources:

- Sea creature hunt checklist
- Sea creature hunt word cards

Name: _____

Sea Creature Hunt

	
	
	
	
	turtle 
	pufferfish 
	seahorse 
	coral snake 
	angelfish 
	whale 
	octopus 

Can you find these word cards around the house? Use them for the child to find. They should copy the word carefully inside the picture.

Maths





L.O. I can add.





See **Maths Slides** available on **UFS home-learning page**.





Download from the **UFS home learning page** accompanying resources:





- Under the Sea Adding





Under The Sea Addition
Count the pictures and write down the answers in the circles.

  +   =

  +   =

  +   =

  +   =


  +   =


Other


Test it Tuesday


Float or Sink


Can you investigate how objects float or sink in water?


 small ball


 piece of flat paper

 basin for water

 plastic cube

 jug of water

 feather









 rubber duck

What do you think makes something float or sink?

Download from the **UFS home learning page** accompanying resources:

- Float or sink activity


Float or Sink

Objects	Float 	Sink 
 coin		
 pencil		
 cotton ball		
 crayon		
 rubber band		
 wooden stick		





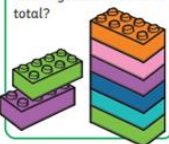

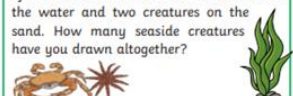
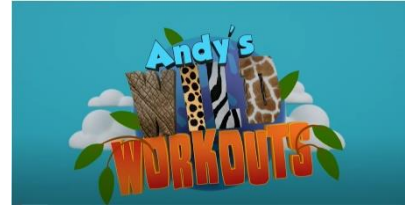


Favourite 5

We All Went On Safari


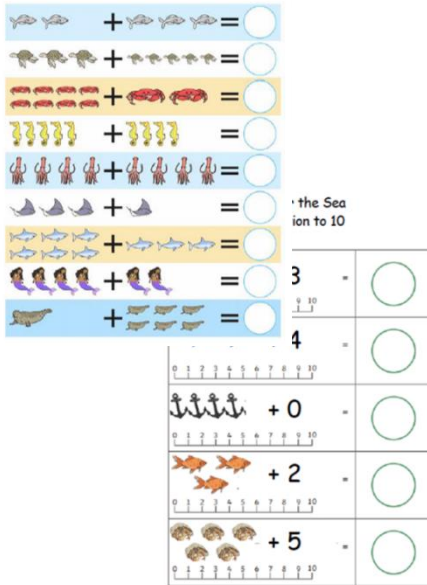


Don't worry if you don't have a copy of this book at home. Simply click on the title to launch a You Tube video recording.





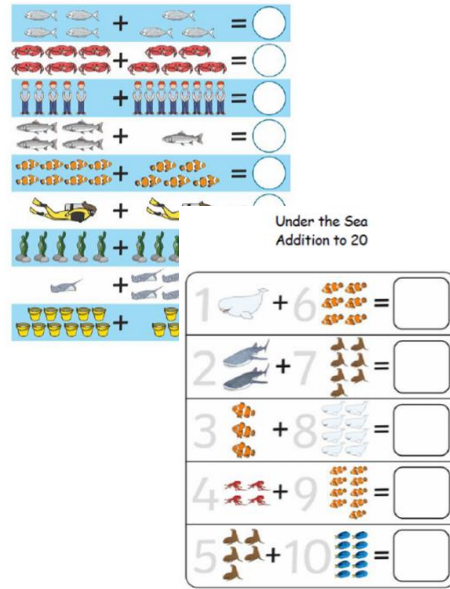

UFS Home-Learning Timetable – Spring 1, Week 2

	Topic	Maths	Other	Favourite 5
Wednesday	<p>HOME LEARNING CHALLENGES</p> <p>Use your child's YUMU login to access this week's music task – the login details can be located printed on a sticker on the front of the <i>Home Learning Pack</i>.</p>  <p>Learning from home with Yumu</p>	<p>HOME LEARNING CHALLENGES</p> <p>Finds the Total Number of Items in Two Groups by Counting All of Them Home Learning Challenges</p> <div style="display: flex; justify-content: space-between;"> <div style="width: 45%;"> <p>Collect two bowls. Put three bananas in one bowl and two apples in the other. How many pieces of fruit do you have altogether?</p>  </div> <div style="width: 45%;"> <p>Go for a walk in the garden with someone from your family and take two containers with you. Collect five natural objects in your container and ask your family member to collect five different objects. How many objects did you find altogether?</p>  </div> </div> <div style="display: flex; justify-content: space-between;"> <div style="width: 45%;"> <p>Hold up four fingers on one hand and three on the other. How many fingers are you holding up altogether?</p>  </div> <div style="width: 45%;"> <p>Build a tower using six blocks, now build another using four. Can you count how many blocks you have used in total?</p>  </div> </div> <div style="display: flex; justify-content: space-between;"> <div style="width: 45%;"> <p>Play shops with a friend. How many items do you have in your basket? How many does your friend have? How many altogether?</p>  </div> <div style="width: 45%;"> <p>Ask a grown-up to help you to draw a picture of the seaside. Draw three sea creatures in the water and two creatures on the sand. How many seaside creatures have you drawn altogether?</p>  </div> </div>	<p>Workout Wednesday</p> <p>Click on the links below for some Under the Sea themed exercise:</p> <p>Andy's Wild workouts: Under the sea</p>  <p>Cosmic Yoga 'Popcorn the dolphin: an underwater adventure'</p> 	<p>Catch A Goat</p> <p>Don't worry if you don't have a copy of this book at home. Simply click on the title to launch a You Tube video recording.</p> 

UFS Home-Learning Timetable – Spring 1, Week 2

	Topic	Maths	Other	Favourite 5
Thursday	<p>L.O. I can write about an ocean creature.</p> <p>See Topic Slides available on UFS home-learning page.</p> <p>Download from the UFS home learning page accompanying resources:</p> <ul style="list-style-type: none"> - Commotion in the Ocean writing activity - Commotion in the Ocean picture cards 	<p>L.O. I can add.</p> <p>See Maths Slides available on UFS home-learning page.</p> <p>Download from the UFS home learning page accompanying resources:</p> <ul style="list-style-type: none"> - Addition to 10 - Adding Challenge <p>Under the Sea Addition to 10</p> 	<p><u>Thoughtful Thursday</u></p> <p>L.O: I understand that if I persevere I can tackle challenges.</p> <p>Set the children a tricky challenge, e.g build a tower from cards, pick frozen peas out of a bowl using only tweezers (Find a challenge that's genuinely hard to complete!)</p> <ul style="list-style-type: none"> - How did you find that challenge? - How did it make you feel? - What sorts of tricky things do we do every day? - How do you sort these out? <p>Explain to the children that sometimes we come across things that are hard, but that we shouldn't give up straight away. We should keep on trying and think about a different way to solve the problem if our current method isn't working.</p>  <p>Click here to hear: Hugless Douglas Q: What should Douglas do to solve his problem?</p>	<p><u>My Granny Went To Market</u></p> <p>Don't worry if you don't have a copy of this book at home. Simply click on the title to launch a You Tube video recording.</p> 

UFS Home-Learning Timetable – Spring 1, Week 2

	Topic	Maths	Other	Favourite 5
Friday	<p>L.O. I can identify rhyme.</p> <p>See Topic Slides available on UFS home-learning page.</p> <p>Download from the UFS home learning page accompanying resources:</p> <ul style="list-style-type: none"> - Under the Sea Rhyming sheet 	<p>L.O. I can add.</p> <p>See Maths Slides available on UFS home-learning page.</p> <p>Download from the UFS home learning page accompanying resources:</p> <ul style="list-style-type: none"> - Addition to 20 - Adding Challenge 	<p><u>Fun Friday</u></p> 	<p><u>The Old Woman And The Red Pumpkin</u></p> <p>Don't worry if you don't have a copy of this book at home. Simply click on the title to launch a You Tube video recording.</p>
		<p>Under the Sea Addition to 20</p> 	<p>Let's get crafting!</p> <p>Use the ideas above as inspiration for your own octopus models!</p> <p>How many legs (tentacles) does it need?</p> <p>How will <i>you</i> make the suckers?</p> <p>Send a photo of your creations using the EvidenceMe app so we can see your wonderful artwork!</p>	

UFS Home-Learning Timetable – Spring 1, Week 2



Phonics:

During this period of school closure, phonics provision will now be sent directly to the EvidenceMe app.

Each week staff will send a link to phonics videos from the RWI portal which closely match your child's ability.

Please continue to practise letter formation either in the booklets we sent home previously or simply in their exercise book.