






Nursery Home Learning W/C 08.02.21

Wk6		Session 1 Phonics/Reading	Session 2 Maths/Topic	
Mon	Practice writing your name on your name writing card in your home learning pack. If you can already write your name. Can you write your last name?	<p>New Starters L.O.- I can join in with a familiar rhyme. https://www.youtube.com/watch?v=7zt9o82c_AY</p> <p>Sept Starters- Show the chn a mouse, a fox, an owl and a snake. What story are we reading this week? What is a Gruffalo? Discuss ideas and model back sentences. Show chn the from cover and read the story.</p> <p>Jan 20 Starters- L.O. -I can recognise the sound-'t' Watch and follow the video link.</p>	<p>LO: I know what a herbivore and carnivore is. Watch the topic slides found on our Nursery learning page.</p> <p>Look at the pictures which one is carnivore? Explain why you think. (sharp teeth)</p> 	<p>Nursery rhyme of the week: 1,2,3,4,5 once I caught a fish alive.</p> <p>Watch Mr Tumble can you learn any of the Makaton signs? https://www.youtube.com/watch?v=tHtysPVvSSQ</p> 
Tues	Practice your number formation on your writing card in your home learning pack. You could even do this using your magic finger in sand, paint, shaving foam etc.	<p>New Starters: L.O.- I can recognise and respond to familiar sounds https://www.youtube.com/watch?v=ucuXAYMYttc</p> <p>Sept starters -Talk about who was in the story and where it takes place. What is it like? Can you describe it? Discuss ideas and model back sentences. Read the story again and chn to join in with the bits they know.</p> <p>Jan 20 Starters- L.O. -I can recognise the sound-'t' Watch and follow the video link.</p>	<p>LO: I can compare two groups of objects and say when they have the same. Look at the two groups. Which has the most? Which has the least? Are they the same? Repeat. Find some objects at home (sweets, figures, buttons, stones) put them into two groups. Can you say which has the most/least? Are they the same? Repeat.</p>	<p>Listen to the story of the how the Chinese zodiac got its name. https://www.youtube.com/watch?v=eVClAj8q_IY Can you draw some of the animals?</p> 
Wed	Practice your pencil control using the pencil control sheet in your home learning pack.	<p>New Starters: L.O.- I can discriminate between sounds. https://www.youtube.com/watch?v=7zt9o82c_AY</p> <p>Sept Starters- Read the story again chn to join in with the bit they know. Show the chn a picture of the Gruffalo. Can you describe him? Discuss ideas and model back sentences The Gruffalo has_____.</p>	<p>LO: I can describe some of the things that happen at Chinese New year.</p> <p>Watch the topic slide for Wed. Can you answer the questions from Mrs Hartshorne? Discuss these with your grown ups.</p>	<p>Learn the song and dance of the Chinese dragon. https://www.youtube.com/watch?v=by5sTzh67fU</p>

Nursery Home Learning W/C 08.02.21

	<p>You could do this using your magic finger in sand, paint. Shaving foam etc.</p>	<p>Jan 20 Starters- L.O. I can recognise some letter sounds. Ask your child to go on a hunt round the house/garden to find things that begin with m,a,s,d,t. (or draw objects.)</p>		
<p>Thurs</p>	<p>Practice writing your name on your name writing card in your home learning pack.</p> <p>If you can already write your name. Can you write your last name?</p>	<p>New Starters: L.O.- I can listen and recall a story. https://www.youtube.com/watch?v=ppyiuCyNGqY Which was your favourite part of the story?</p> <p>Sept Starters- Show chn the animals. What story are we reading? What happens in the story? How do you think the animals felt when they say the Gruffalo? Discuss ideas and model back sentences.</p> <p>FRED Talk: Fred says w-oo-d f-o-x t-u-s-k c-l-a-w j-a-w t-ea f-ea-s-t b-a-ck h-i-ss</p> <p>Jan 20 Starters- Gp1 - <u>L.O.-I can segment and blend c-v-c- words.</u> Fred Talk-</p> <p>At school we use a puppet called Fred who can only speak in sounds, not whole words. We call this Fred Talk.</p> <p>For example, Fred would say d-o-g, we would say dog. Your child is taught to hear sounds and <i>blend</i> them together in sequence to make a word. We start with blending oral sounds, then progress to reading the letters and blending them together to read the word.</p> <p>See picture sheet for instructions.</p>	<p><u>LO: I realise that not only objects can be counted but anything can be counted.</u></p> <p>Lets count together. What can we count? Discuss different things we can count. Explain we can other things not just objects for example claps, jumps etc.</p> <p>Challenge: Can you jump___times? Can you hop___ times? Etc.</p>	<p>Creative:</p> <p>Can you make a Chinese lantern?</p> 

Nursery Home Learning W/C 08.02.21

<p>Fri</p>	<p>Practice your number formation on your writing card in your home learning pack.</p> <p>You could even do this using your magic finger in sand, paint, shaving foam etc.</p>	<p>New Starters: Can you listen to the Monday rhymes we've looked at this half term and perform them for a grown up.</p> <p>Sept Starters- Show children the book cover. What characters are in the story? Hot Seating: Chn to be the Gruffalo. T. to be the interviewer. Put the answers in a sentence and model MTYT. What is your favourite food? What do you like to eat your favourite food with? Did you think the mouse was scary? How did you feel when the animals were scared of the mouse? Do you think the animals are scared of you?</p> <p>Jan 20 Starters-L.O. I can blend letter sounds. Adult to 'Fred Talk' some simple words for the children to draw. h-a-t d-o-g s-o-ck b-o-x p-i-g p-e-n</p>	<p>Gross Motor Activities- Listen to your favourite song and make up some dance moves.</p> <p>Fine Motor Activities- Practise picking up coins with thumb and first 2 fingers, then 'posting them' into a cup or box using thumb/first finger only.</p>	<p>Reading: Choose your favourite story. Can you read it with a grown up? Why is it your favourite?</p>
------------	--	---	---	--

Please ensure that evidence of their learning is uploaded to the 'Evidence Me' app, this can be in photo or video format. Thank you.