


Monday 12th April

L.O: I can use past tense forms accurately when speaking about things from the past.

What is a dinosaur?



What do you already know about dinosaurs?

Access powerpoint...




Link to learning...



Share what you know!!

Draw a picture.




Write a sentence about dinosaurs.

Tuesday 13th April

L.O: I can make observations of animals and explain why they may have such features.

Where did dinosaurs live?
What did they look like?



All About Dinosaurs

When did dinosaurs live?

Dinosaurs lived on Earth over 200 million years ago. They were part of the **reptile** family and lived for over 160 million years.

They became **extinct** around 65 million years ago.

Some **scientists** say that the dinosaurs were killed when an **asteroid** hit Earth and others say they were killed by volcanoes.

Many dinosaurs were huge but some were only the size of a big bird.



Did you know...
?



Brachiosaurus
(brack-ee-o-sor-us)
could grow up to 30
metres long.

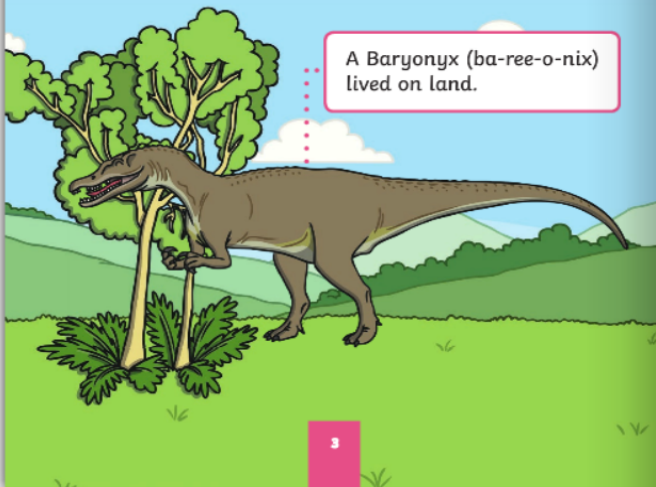


Land, Sea and Air

Where did dinosaurs live?

Land

Many dinosaurs lived on dry land. Some walked on their back legs and had a long tail to help them keep their balance. Other dinosaurs walked on all four legs.



A Baryonyx (ba-ree-o-nix) lived on land.

3

Sea

Over time, the legs of some dinosaurs **evolved** to become fins. These dinosaurs lived in the sea and were good swimmers.

This is the Ichthyosaurus (ick-thee-o-sor-us) or 'fish lizard'. It had large eyes for finding food and grew to the size of an adult man.



Ichthyosaurus (ick-thee-o-sor-us) fed on squid and fish.

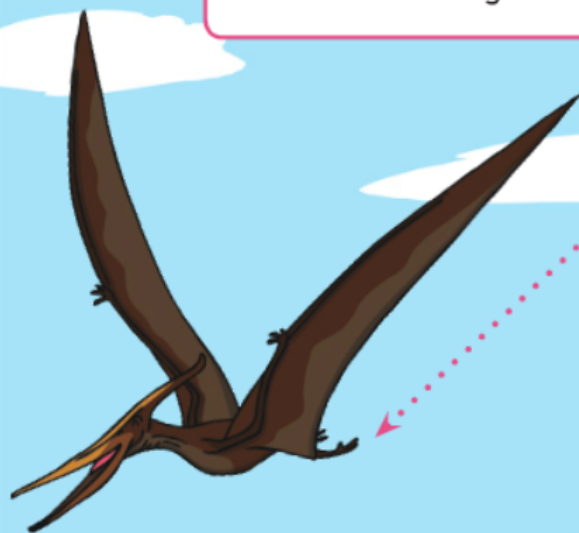
4

Air

Some reptiles grew wings and feathers. They were called Pterosaurs (te-ra-sors) and were the first animals to fly. They were not dinosaurs.



Their wings grew from their last finger to their back legs.



Pterodactyls (te-ra-dact-ul) had long beaks with around 90 sharp teeth.

Let's look at some features in more detail...

Dinosaurs

Claws for meat eaters. Plant eaters had nails instead.



claws



legs

Often herbivores had 4 legs and carnivores 2 legs. They were faster runners!

Long tails to help balance or to attack with, like a whip/hammer!



tail



horns

Horns to protect them from predators.

Sharp teeth for ripping meat or flat teeth for grinding plants.




teeth



plates

Tough armour like plates, helped the animal to defend themselves from being eaten.

Frills were used to attract a mate and also for fighting.



frill



crest

Crests were used to help the dinosaur make a loud noise to alert the herd of danger.

Link to learning...



Label the Dinosaur – (C)

Match the words at the bottom with the correct body parts of the Triceratops. Carefully copy-write the words into the box.

twinkl visit twinkl.com

tail mouth horns

legs frill

Label the Dinosaur – (I)

Write the name of the body parts shown on this Tyrannosaurus Rex. Use your phonic knowledge to help you to spell the word.

twinkl visit twinkl.com

Write a sentence about it:

Wednesday 14th April

No topic lesson




*This week you should be accessing
UNIT: Music at home - Big Bear Funk.*

Tiny the T-Rex

Thursday 15th April

L.O: I can compare animals and identify similarities and differences.

Characteristics of dinosaurs



Scientists think there were over 700 different types of dinosaur.
Here are some of the popular ones. Tell me about their appearance.



Tyrannosaurus Rex



Stegosaurus




Brachiosaurus



Velociraptor



Iguanodon



Plesiosaur




Triceratops





Apatosaurus








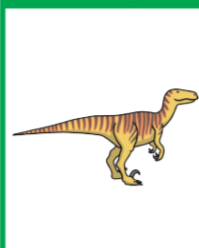



Sort the dinosaurs...





Dinosaurs who walk on 2 feet...



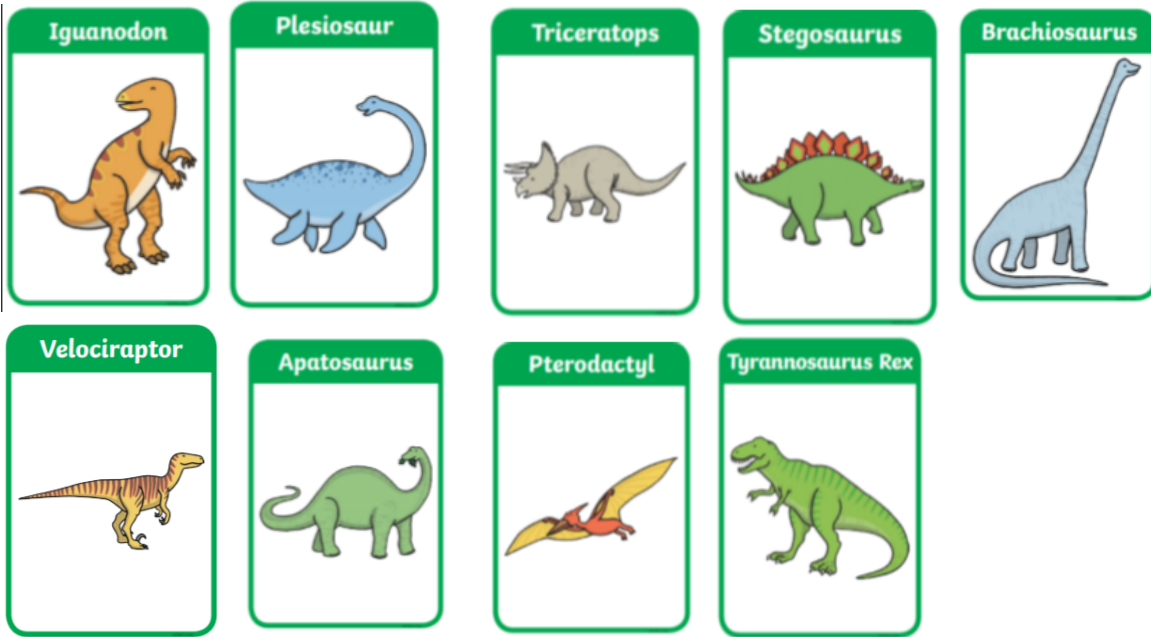
Sort the dinosaurs...

Iguanodon 	Plesiosaur 	Triceratops 	Stegosaurus 	Brachiosaurus 
Velociraptor 	Apatosaurus 	Pterodactyl 	Tyrannosaurus Rex 	



Dinosaurs which can fly...



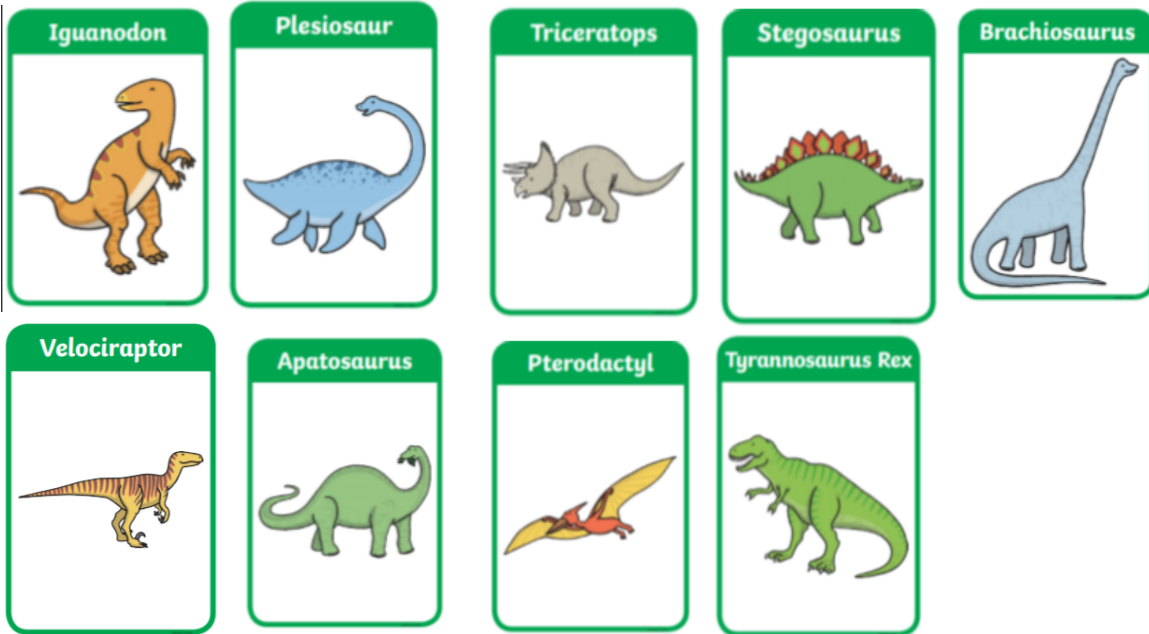
Sort the dinosaurs...





Dinosaurs with long necks...



Sort the dinosaurs...



Dinosaurs with horns or spikes...




Link to learning...



Dinosaur Sorting Activity

Cut out the cards and get the children to sort them into different groups.



Sorting Ideas

- Dinosaurs that are green with two legs.
- Dinosaurs that live in water.
- Dinosaurs that eat plants.
- Dinosaurs with four legs.

Can the children think of different ways to group the dinosaurs?



Friday 16th April

L.O: I can build up and extend my vocabulary, naming and exploring the meaning of new words.

Identifying dinosaurs by name



What dinosaur names do you already know?

Let's learn some more!

Access powerpoint...




Link to learning...



Labelling Cut and Stick Worksheet


Cut out the names and stick them onto the blank boxes where you think they should go!



- Stegosaurus
- Pterodactyl
- Brachiosaurus
- Velociraptor
- Apatosaurus

Labelling Cut and Stick Worksheet

Cut out the names and stick them onto the blank boxes where you think they should go!



- fossil
- Plesiosaur
- Tyrannosaurus Rex
- Iguanodon
- Triceratops

Attachments



MON what-is-a-dinosaur-ppt.ppt



FRI powerpoint.pptx