









# UFS Home-Learning Timetable – Spring 1, Week 6

	Topic	Maths	Other	Favourite 5
Monday	<p>L.O. I can listen and recall information. I show interest in different ways of life. I can identify differences between myself and others. I can attempt to write sentences</p> <p>See <b>Topic Slides</b> available on <b>UFS home-learning page</b>.</p> <p>Download from the <b>UFS home learning page</b> accompanying resources: - pirate clothes labelling - write about a picture</p> 	<p>L.O. I can use positional language.</p> <p>See <b>Maths Slides</b> available on <b>UFS home-learning page</b>.</p> <p>Download from the <b>UFS home learning page</b> accompanying resources: - Parrot Position Video (with teacher voice over) - Where is Pirate Pete? Activity</p>  	<p><u>Music Monday</u></p> <p>Have a go at learning these pirate themed songs by clicking each image below to take you to the You Tube link. Can you do the actions and join in with the words?</p> <ol style="list-style-type: none"> <li>Over the sea.</li> </ol>  <ol style="list-style-type: none"> <li>If you want to be a pirate.</li> </ol>  <ol style="list-style-type: none"> <li>A pirate went to sea.</li> </ol> 	<p><u>Handa's Surprise</u></p> <p>Simply click the link on the <b>UFS home-learning page</b> to launch a video recording read by our very own Mrs Ward.</p>  
		Topic	Maths	Other

# UFS Home-Learning Timetable – Spring 1, Week 6

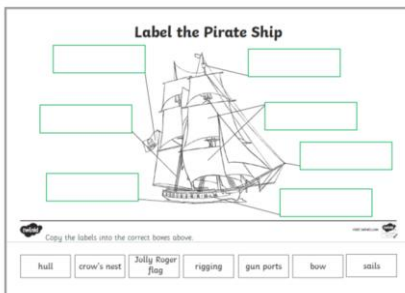

Tuesday

L.O. I can build up new vocabulary linked to topic.  
I can answer how and why questions to explain the features of a pirate ship.  
I can write labels and captions.

See **Topic Slides** available on **UFS home-learning page**.

Download from the **UFS home learning page** accompanying resources:

- Pirate ship PPT
- Label pirate ship worksheet




Topic

L.O. I can describe relative position such as 'behind' or 'next to'.

See **Maths Slides** available on **UFS home-learning page**.

Download from the **UFS home learning page** accompanying resources:

- Put Your Beanbag Song (with terrible teacher voice over!)



What can I say grown-ups except Miss Mortimer is the singer when it comes to UFS. Please let me know if the children spot my mistakes...there were several!

Maths

## Test It Tuesday

Last week we explored the effects of plastic pollution in the ocean in topic.

Today's bank of science experiments encourage you to reuse some plastics you may find in the house as part of the equipment required.

Download the pack of pirate-themed science investigations from the **UFS home learning page** and pick out an activity that you are able to resource.




Do not forget to capture your learning on camera / video and sent via **Evidence Me**.

Other

## We All Went On Safari

Simply click the link on the **UFS home-learning page** to launch a video recording read by our very own Mrs Ward.



Favourite 5

# UFS Home-Learning Timetable – Spring 1, Week 6

Wednesday

## MUSIC HOME LEARNING

Use your child's YUMU login to access this week's music task – the login details can be located on a sticker on the front of the Home Learning Pack.



This week you should be accessing UNIT: Everyone! Step 6 featuring Horn Concerto No 4 by Mozart

### ADDITIONAL MUSIC TASK



Listen to this children's version of the Wellerman song' sea shanty. Can they find the **pulse** and tap along? Is the **tempo** slow or fast?

## PSHE HOME LEARNING



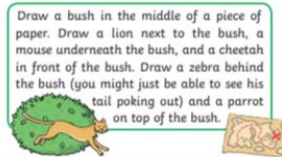
Complete the **Dreams + Goals** task.

What do you want to be when you grow up?

## HOME LEARNING CHALLENGES

### Maths: Using Positional Language

Home Learning Challenges



Draw a bush in the middle of a piece of paper. Draw a lion next to the bush, a mouse underneath the bush, and a cheetah in front of the bush. Draw a zebra behind the bush (you might just be able to see his tail poking out) and a parrot on top of the bush.

Ask an adult to hide a toy in your house. Ask questions to find out where it is, starting with the room it is in and then more specific questions, e.g. "Is it underneath something?" or "Is it behind something?" Then, you could hide the toy and they can ask the questions to find it.

Go on a walk and play a positions game with a friend or grown-up. Ask them to spot an object and you have to guess what it is. Ask them to give you clues to identify the object, e.g. "It is behind the fence." or "It is in front of the café."

Find an old box to play a 'What's in the Box?' game. Place your favourite toy inside the box. Ask a friend to rattle the box and guess what is hiding inside. You could play this game with different objects or toys.

Draw a treasure map on a piece of paper - draw an island in the middle of the paper. Draw a pirate ship next to the island on one side and a ship wreck on the other side. Above the island, draw some smaller islands for boats to move in and out of. Below the island, draw some hungry sharks. What else can you add to the map? Can you describe the position? Draw a cross on the map to show where some treasure is buried. Can you describe where the treasure is hidden?

Play a twist on the game 'I Spy' but instead of guessing the word beginning with a certain letter, give clues as to the object's position, e.g. "I spy with my little eye, something behind the ..." or "next to the ...".

## Workout Wednesday

Today we have set you some Pirate PE. We will be exploring how we can move in different ways and attempting to avoid obstacles.

Download the instructions from the **UFS home learning page**

### Jake's First Day Pirate PE Teaching Ideas

- Introduction**  
Use these ideas for warm-ups or main activities to link your PE lessons to a pirates theme. These ideas would work well alongside teaching linked to the Twinkl Originals story 'Jake's First Day'. The story features a young boy who is worried about starting school before he ends up on a pirate adventure with his new class.
- You will need:**
- Jake's First Day eBook or Slora PowerPoint
  - Jake's First Day Desert Island Pirate Treasures Map
  - Hail
  - Gym mats
  - Cones
  - Disc cones (in different colours)
  - Beanbags (in different colours)
  - Hoops (in different colours)

### Activity Ideas

- Pirate Ship**
- Use different commands to instruct children how to move around the 'pirate ship' (the hall).
  - Add your own commands and encourage children to make their own suggestions.

Example Commands:

Port	Run to the left of the hall.
Starboard	Run to the right of the hall.
Bow	Run to the front of the hall.
Stern	Run to the back of the hall.
Men the lifeboats + a number	Get into groups of that number and row the lifeboat.
Scrub the decks	Get down on all fours and pretend to scrub.
Climb the rigging	Pretend to climb a rope ladder.
Walk the plank	Walk in a straight line with one foot in front of the other and arms out to the sides (on the ground or along benches!).
Rets on board	Sit on the floor with feet raised off the ground.
Stormy seas	Move around, swaying and wobbling.
Land ahoy + a direction	Walk in that direction, looking intently.
Main deck	Form a line in front of the captain, as quickly as possible.

## Catch A Goat

Simply click the link on the UFS **home-learning page** to launch a video recording read by our very own Mrs Ward.









Topic

Maths

Other

Favourite 5

# UFS Home-Learning Timetable – Spring 1, Week 6


<p style="writing-mode: vertical-rl; transform: rotate(180deg);">Thursday</p>	<p>L.O. I can describe main characters. I can recall key events. I attempt to write sentences in meaningful contexts.</p> <p>See <b>Topic Slides</b> available on <b>UFS home-learning page.</b></p>  <p>You can hear the story by clicking on the cover here.</p> <p>Download from the <b>UFS home learning page</b> accompanying resources: - Pirate job list</p> 	<p>L.O. I can use everyday language to talk about position and to solve problems.</p> <p>See <b>Maths Slides</b> available on <b>UFS home-learning page.</b></p> <p>Download from the <b>UFS home learning page</b> accompanying resources: - Everyday Language Video (with teacher voice over)</p> 	<p><u>Thoughtful Thursday</u></p> <p>Listen to the story of 'The Pirate Tree'</p>  <p>Sam is a fearless captain, who plays all day on the tree at the top of the hill. It turns into a pirate ship under her command, and she sails the world alone. One day, a boy approaches and he reckons Sam would do a better job of exploring if he had a partner. This story looks at the compromise and sharing element which make up a friendship. Specifically, it looks at how the knowledge and ideas of two people can change a game or a story to make it better. At first, Sam isn't convinced about playing with a newcomer, but when Agu tells his stories, Sam realises there are whole other adventures to be had when you listen to different people.</p> <p>Explain that sharing and listening to our friends is important. Sam could have kept the Pirate Tree all to herself, but she would have missed out on all those new games. We might love a toy or make-believe, but by opening it up to others and sharing we will gain more from it.</p>	<p><u>My Granny Went To Market</u></p> <p>Simply click the link on the <b>UFS home-learning page</b> to launch a video recording read by our very own Mrs Dyson.</p>  
	<p>Topic</p>	<p>Maths</p>	<p>Other</p>	<p>Favourite 5</p>

# UFS Home-Learning Timetable – Spring 1, Week 6

Friday

L.O. I can make predictions.  
I can answer how & why questions.  
I can manipulate materials to create simple representations of objects.

See **Topic Slides** available on **UFS home-learning page**.



You can hear the story by clicking on the cover here

### Pirate crafts

Have a go at making some pirate accessories and perhaps take a photo in costume then send to **Evidence Me**.




L.O. I can talk about position to show my application of knowledge.

See **Maths Slides** available on **UFS home-learning page**.

Download from the **UFS home learning page** accompanying resources:

- X Marks the Spot (Easy)
- Jake's 1<sup>st</sup> Day Grid References (Challenge)



### Fun Friday

We love a good quiz in Uppers. For a bit of fun today, why not challenge yourself with a bit of Pirate Phonics by clicking each image below to take you to the online game.

1. Buried Treasure




2. Poop Deck Pirates



Share your top scores on **Evidence Me**.

### The Old Woman And The Red Pumpkin

Simply click the link on the **UFS home-learning page** to launch a video recording read by our very own Mrs Marley.



# UFS Home-Learning Timetable – Spring 1, Week 6

## Phonics:



Phonics provision will to be sent directly via *Evidence Me*. Each week staff will send links to phonics videos from the Read Write Inc. portal that closely match your child's ability. Please continue to practise letter formation either in the booklets we sent home previously or simply in their exercise book.

## Contacts:



Mrs Ward is the designated member of staff supporting Early Years children learning from home. Please find her details listed below:

Mobile - 07487313680

Email - [UFSS@daneroyd.com](mailto:UFSS@daneroyd.com)