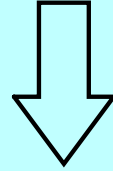


22.3.21

LO: I can order and sequence familiar events.

What is sequencing?




The order of something.

First, next, after that...

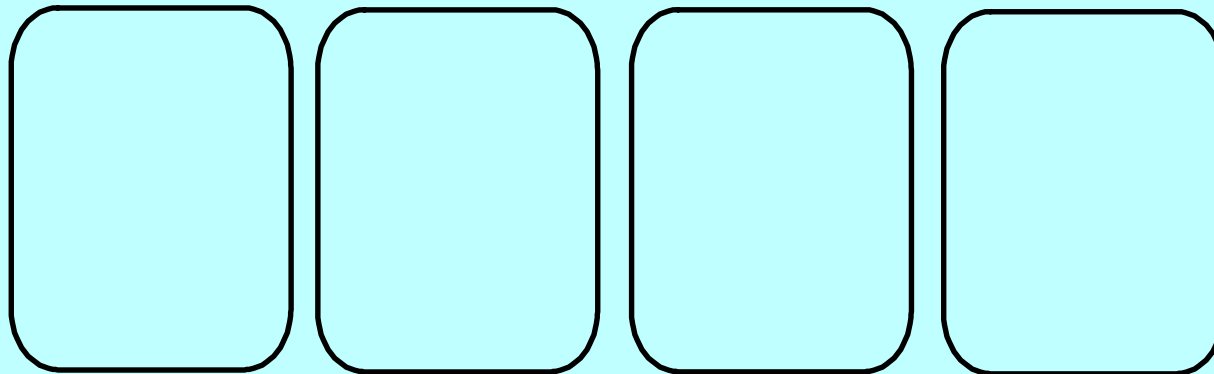
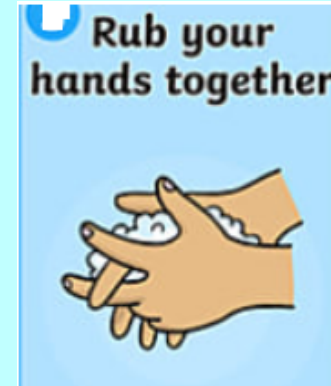
Let's sequence a song!

Humpty Dumpty...



Four empty rounded rectangular boxes arranged horizontally, intended for sequencing the images.

Sequence how we washour hands.

Four empty rounded rectangular boxes arranged horizontally, intended for a student to draw or write the steps of handwashing.

Links to learning

1) Sequence the Jack and Jill Nursery Rhyme cards on the table.

2) Cut & stick the activities in the correct sequence...

[Download](#)



Sequencing Familiar Events Ordering Daily Activities

Put these images in order.		
		

Sequencing Familiar Events Ordering Daily Activities

Put these images in order.		
		

Familiar Events Ordering Daily Activities


Put these images in order.		
		

23.3.21


LO: I can order events in a story.
I can sequence the actions of familiar events.

Order the events from the story...


1



2




3





4

Order the events from the story...


4



5



6



7

Order the events from the story...

8



9



10




11

Order the events from the story...

12

13

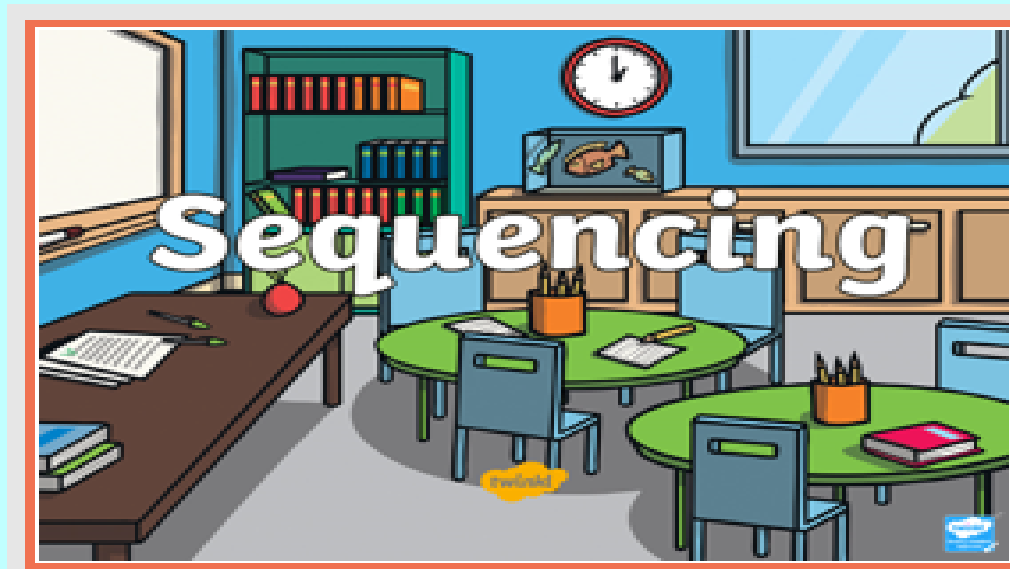


Well done! You sequenced the events in time order!

11

Access powerpoint....

Download

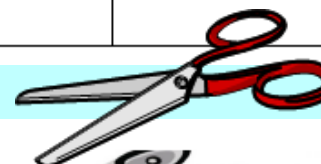


Link to learning:

Download

Worksheet day

Name: _____					23.3.2021
LO: I can sequence morning events at school.					








Links to learning :






Download







Sequencing Familiar Events Ordering Daily Activities

Put these images in order.		
		

Sequencing Familiar Events Ordering Daily Activities

Put these images in order.		
		

Sequencing Familiar Events Ordering Daily Activities

Put these images in order.		
		

Have a try at some different sequencing activities.

Cut & stick the events in time order.

First then after next last

24.3.21

NO MATHS LESSON


- see **Dance** & **Music** activities

25.3.21

LO: I can talk about a pattern and continue a repeating pattern.

What is a pattern?

Patterns are arrangements that repeat in a logical way, such as numbers, pictures or shapes.





These are colour patterns.

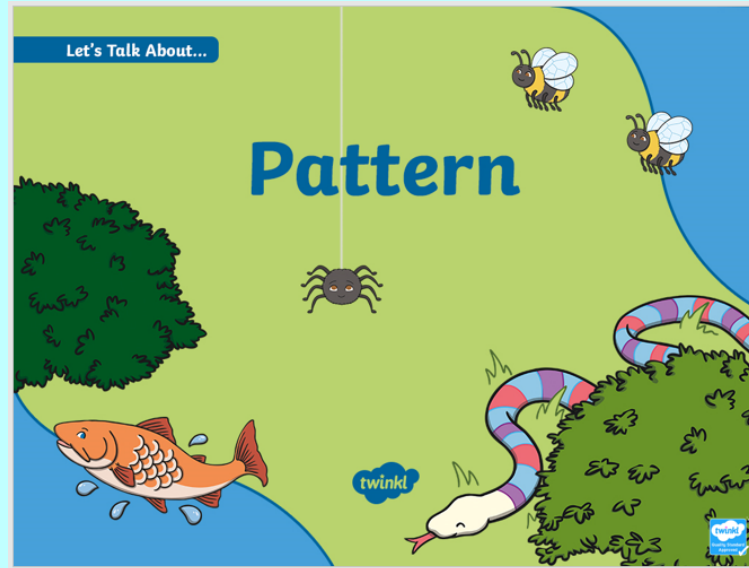
What comes next?



A pattern can be an arrangement of colour
but also sizes or shape



















Access powerpoint. Discuss the patterns you can see...



Download

Can you complete the patterns?



Drag the correct picture to complete the pattern.

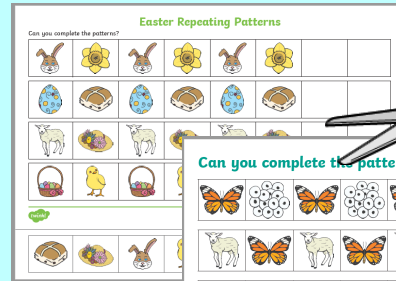


Links to learning:

Download


Easter Repeating Patterns

Can you complete the patterns?



This worksheet contains three rows of repeating patterns. The first row has a sequence of a rabbit, a yellow flower, a rabbit, a yellow flower, and two empty boxes. The second row has a blue egg, a brown egg, a blue egg, a brown egg, a blue egg, a brown egg, and two empty boxes. The third row has a white lamb, a basket of fruit, a white lamb, a basket of fruit, and two empty boxes.

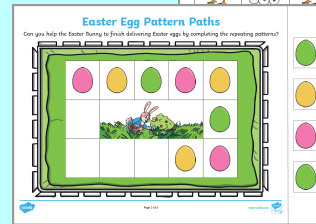
Can you complete the patterns?



This worksheet contains three rows of repeating patterns. The first row has a butterfly, a white flower, a butterfly, a white flower, a butterfly, a white flower, and two empty boxes. The second row has a white lamb, a butterfly, a white lamb, a butterfly, a white lamb, a butterfly, and two empty boxes. The third row has a yellow chick, a white flower, a yellow chick, a white flower, a yellow chick, a white flower, and two empty boxes.

Easter Egg Pattern Paths

Can you help the Easter Bunny to finish delivering Easter eggs by completing the repeating patterns?



This worksheet features a grid of Easter eggs in various colors (pink, yellow, green, blue) and a bunny character. To the right of the grid is a legend with colored circles corresponding to the eggs in the grid.



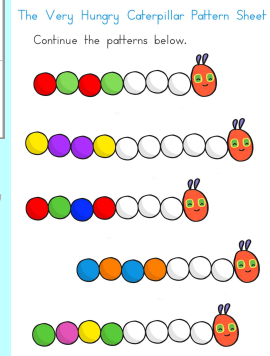
Cut & stick



Colour

The Very Hungry Caterpillar Pattern Sheet

Continue the patterns below.




This sheet shows five caterpillars with different colored segments. The first caterpillar has a red, green, red, green, white, and white segment. The second has yellow, purple, yellow, white, white, and white segments. The third has red, green, blue, red, white, and white segments. The fourth has blue, orange, blue, orange, white, and white segments. The fifth has purple, yellow, green, white, white, and white segments.

26.3.21

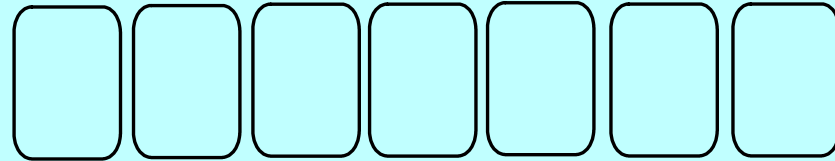
L.O: I can identify a mistake in a pattern.
I can make my own repeating pattern.

Let's make our own repeating pattern!



Seven empty rounded square boxes are arranged in a horizontal row, intended for creating a repeating pattern.

Make an easter egg pattern...



Access the powerpoint - look carefully, can you spot the mistake in each pattern?

Download



Links to learning:

Circle the incorrect picture in each repeating pattern.

Spot My Mistake

Can you help me spot my mistakes?
Circle the incorrect picture in each repeating pattern.

Download

Complete the challenge cards by matching the egg shells.



Can you make any repeated patterns?

Patterned Easter Egg Memory Game
Match up the egg shells.

Use the eggs to make your own repeating pattern.




Download

Can you explain the pattern?

My Easter egg pattern: _____



Attachments

-  TUES Sequencing events powerpoint.ppt
-  THURS-talk-about-pattern-powerpoint.pptx
-  FRI-spot-my-mistake-repeating pattern.pptx