









Nursery Home Learning Summer 1 W/C 19.4.21

Wk5		Session 1 Phonics/Reading	Session 2 Maths/Topic-See slides/video	
Mon	<p>Practice writing your name on your name writing card in your home learning pack.</p> <p>If you can already write your name. Can you write your last name?</p>	<p><b>Gp1- L.O.-I can recognise the sound 'u'</b> Watch and follow the video link which has been sent through Evidence Me app.</p> <p><b>Gp2- L.O.-I can recognise the sound 's'</b> Watch and follow the video link which has been sent through Evidence Me app.</p> <p><b>Gp3- L.O.-I can recognise and respond to familiar sounds.</b> Follow the link and listen to the animal sounds. Can you name the animals? <a href="https://www.youtube.com/watch?v=uF74DU34q2Y">https://www.youtube.com/watch?v=uF74DU34q2Y</a></p>	<p><b>L.O.- I can suggest how the story will end.</b></p> <p>Please see the Topic slides for Monday found on the <a href="#">Nursery home-learning page.</a></p> 	<p><b>Nursery rhyme of the week:</b></p> <p>Join in singing The wheels on the bus. Can you join in with any of the Makaton signs?</p> <p><a href="https://www.youtube.com/watch?v=p_x8qR5rR9M">https://www.youtube.com/watch?v=p_x8qR5rR9M</a></p> 
Tues	<p>Practice your number formation on your writing card in your home learning pack.</p> <p>You could even do this using your magic finger in sand, paint, shaving foam etc.</p>	<p><b>Gp1- L.O.-I can recognise the sound 'b'</b> Watch and follow the video link which has been sent through Evidence Me app.</p> <p><b>Gp2- L.O.-I can recognise the sound 'd'</b> Watch and follow the video link which has been sent through Evidence Me app.</p> <p><b>Gp3- L.O.- I can listen to and recognise initial sounds.</b> <a href="https://www.youtube.com/watch?v=n4YaF-jXWuY">https://www.youtube.com/watch?v=n4YaF-jXWuY</a></p>	<p><b>L.O.- I can use positional language.</b></p> <p>Please see the Maths slides for Tuesday found on the <a href="#">Nursery home-learning page.</a></p> 	<p><b>Paint:</b> Can you paint a picture of a bus?</p> 

<p>Wed</p>	<p>Practice your pencil control using the pencil control sheet in your home learning pack.</p> <p>You could do this using your magic finger in sand, paint. Shaving foam etc.</p>	<p><b>Gp1- L.O.-I can recognise the sound 'b'</b> Watch and follow the video link which has been sent through Evidence Me app.</p> <p><b>Gp2- L.O.-I can recognise the sound 'd'</b> Watch and follow the video link which has been sent through Evidence Me app.</p> <p><b>Gp3- L.O.I can recognise rhyme.</b> Choose a nursery rhyme such as Row, Row, Row your boat , Sing the first line together and adult emphasise the word 'stream' then sing second line together but let the child fill in the word 'dream.' Etc Discuss how 'stream and dream' rhyme...they sound the same. Repeat with other rhymes.</p>	<p><b><u>L.O.-. I can listen to stories with increasing attention and recall.</u></b></p> <p>Please see the Topic slides for Wednesday found on the <a href="#">Nursery home-learning page.</a></p> <p>The naughty bus story- <a href="https://www.youtube.com/watch?v=ZJILXoaglow">https://www.youtube.com/watch?v=ZJILXoaglow</a></p> 	<p><b>Physical:</b> Get your body moving by joining in with some of these brain breaks action songs.</p> <p><a href="https://www.youtube.com/hashtag/thelearningstation">https://www.youtube.com/hashtag/thelearningstation</a></p> 
<p>Thurs</p>	<p>Practice writing your name on your name writing card in your home learning pack.</p> <p>If you can already write your name. Can you write your last name?</p>	<p><b>Gp1- L.O.-I can recognise the sound 'f'</b> Watch and follow the video link which has been sent through Evidence Me app.</p> <p><b>Gp2- L.O.-I can recognise the sound 't'</b> Watch and follow the video link which has been sent through Evidence Me app.</p> <p><b>Gp3-. L.O.I can begin to discriminate sounds in the environment.</b></p> <p><b>Follow the activities on the sheet.</b></p> 	<p><b><u>L.O.- I can count actions or objects which cannot be moved.</u></b></p> <p>Please see the Maths powerpoint for Thursday found on the <a href="#">Nursery home-learning page.</a></p> 	<p><b>Creative:</b> Can you use junk modelling to make your own naughty bus?</p> 

<p>Fri</p>	<p>Practice your number formation on your writing card in your home learning pack.</p> <p>You could even do this using your magic finger in sand, paint, shaving foam etc.</p>	<p><b>Gp1- L.O. -I can recognise the sound 'f'</b>  <a href="#">Watch and follow the video link which has been sent through Evidence Me app.</a></p> <p><b>Gp2- L.O. -I can recognise the sound 't'</b>  <a href="#">Watch and follow the video link which has been sent through Evidence Me app.</a></p> <p><b>Gp3- L.O. - I am starting to recognise initial sounds.</b>  <a href="#">Play I-Spy with your grown-up.</a></p>	<p><b>Gross Motor Activities:</b>                  Building and Navigating: Create obstacle courses with furniture, pillows, boxes and blankets to develop your child's gross motor skills.</p> <p><b>Fine Motor Activities:</b>                  Cutting mazes, ensure your child has the correct scissor grip, and pls sit with them if you don not have safety scissors.</p> 	<p><b>Reading:</b>                  Read or listen to 'The three little pigs;'</p> <p><a href="https://www.youtube.com/watch?v=QLR2pLUsl-Y">https://www.youtube.com/watch?v=QLR2pLUsl-Y</a></p>  <p>Would you be scared of the big bad wolf?</p> 
------------	--	--	---	---

Please ensure that evidence of their learning is uploaded to the 'Evidence Me' app, this can be in photo or video format. Thank you.